

PREMIUM IMPLANT ENGINE



MICRO MOTOR & HANDPIECE



MBP 10SL

| | |
|-----------|----------------|
| Optic | Optic |
| Led Power | 2500 Lux |
| Weight | 139g |
| Dimension | 127 x Ø25.7 mm |




CRB46LN

| | | | |
|-------------|-------|----------|-------|
| Optic | Optic | Max. RPM | 2,000 |
| Gear Ratio | 20:1 | Min RPM | 15 |
| Max. Torque | 80Ncm | Weight | 85g |

MBP 10SL













| | |
|-----------|----------------|
| Optic | Optic |
| Led Power | 2500 Lux |
| Weight | 139g |
| Dimension | 127 x Ø25.7 mm |



Maintenance Friendly

Easy to disassemble by hand without any tools for internal cleaning and maintenance

PRODUCT COMPONENTS

| | | | |
|--|-----------------------|--|--|
|  | Control Box |  | Internal Spray Nozzle (Optional) |
|  | Angle Handpiece |  | Motor Cap (For Sterilization of motor) |
|  | BLDC Motor (Optional) |  | Tube Holder |
|  | Foot Controller |  | Tube Clamp |
|  | Motor Sand |  | AC Power Cord |
|  | A-Sleeve |  | Spray Nozzle |

PRODUCT FEATURES & ADVANTAGES

- BLDC motor designed by SAESHIN's own technology and know-how
- EASY DIS-ASSEMBLE ANGLE HANDPIECE "CRB46 SERIES"
- Led 25,000 lux
- GEAR RATIO 1:1, 1:2, 1:5, 16:1, 20:1, 32:1
- MAX 80 N-cm Torque
- 9 programmable memories for setting Gear Ratio, RPM, Torque, Rotating Direction, Irrigation Pump, Optic.
- Automatic overload protection function
- Actual RPM is displayed on the screen
- Motor Auto-calibration function
- Beep Sound Function at reverse direction
- Multi-functional foot controller(program, irrigation volume, direction, speed control)



11095 Knott Ave Suite ABC, Cypress, CA 90630

TEL. (323) 677-4363 | info@dentisusa.com | www.dentisusa.com